

How to use Paypal

By using Paypal's service you can pay on the internet using bank transfer or a credit/debit card without revealing your bank data to others. The webshops will only see your name and email address, therefore this is one of the most secure payment methods on the internet.

We would like to give you a step-by-step guide on how to use Paypal.

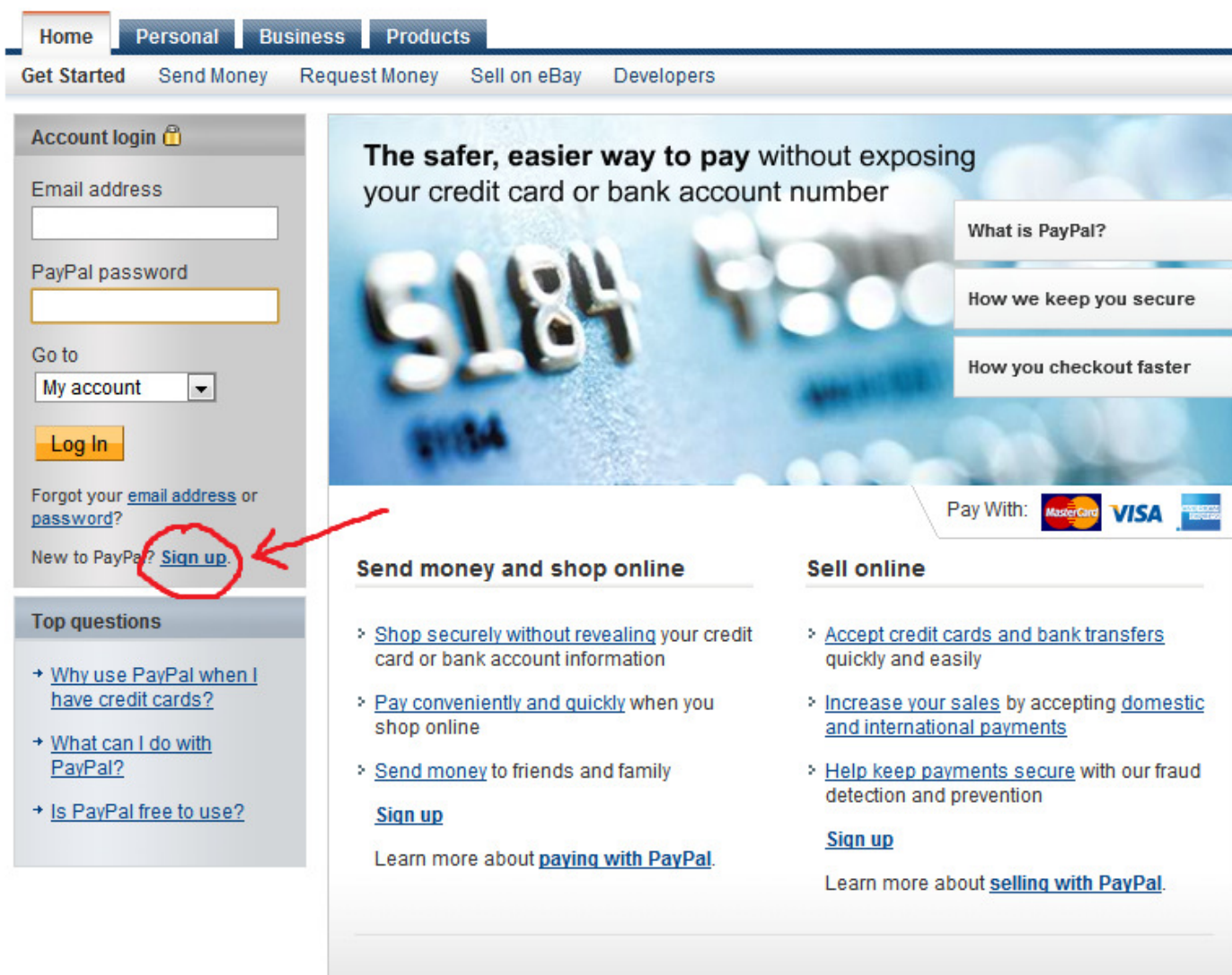
Registration of a new Paypal account

1. Navigate in your browser to <http://www.paypal.com>
2. On Paypal's main page click on „Sign up”

[Sign Up](#) | [Log In](#) | [Help](#) | [Security Center](#)

PayPal

 [Hungary \(U.S. English\)](#) ▾



The screenshot shows the PayPal homepage layout. At the top, there are navigation links for 'Home', 'Personal', 'Business', and 'Products'. Below this is a secondary navigation bar with 'Get Started', 'Send Money', 'Request Money', 'Sell on eBay', and 'Developers'. On the left side, there is an 'Account login' section with input fields for 'Email address' and 'PayPal password', a 'Go to' dropdown menu set to 'My account', and a 'Log In' button. Below the login section, there is a link for 'Forgot your email address or password?' and a link for 'New to PayPal? Sign up.' which is circled in red with an arrow pointing to it. The main content area features a large banner with the text 'The safer, easier way to pay without exposing your credit card or bank account number' and a background image of a credit card. To the right of the banner are three links: 'What is PayPal?', 'How we keep you secure', and 'How you checkout faster'. Below the banner, there are two columns of content. The left column is titled 'Send money and shop online' and lists three benefits: 'Shop securely without revealing your credit card or bank account information', 'Pay conveniently and quickly when you shop online', and 'Send money to friends and family'. It includes a 'Sign up' link and a link to 'Learn more about paying with PayPal'. The right column is titled 'Sell online' and lists three benefits: 'Accept credit cards and bank transfers quickly and easily', 'Increase your sales by accepting domestic and international payments', and 'Help keep payments secure with our fraud detection and prevention'. It includes a 'Sign up' link and a link to 'Learn more about selling with PayPal'. At the bottom right, there are logos for 'Pay With: MasterCard VISA American Express'.

3. On the next page you will have to decide whether you would like to register as a **person** or as a **company**. With respect to your decision click on „**Get started**“ below „**Personal**“ or below „**Business**“. You should only choose „**Premier**“ if you would like to register as a person and begin selling as well as buying online. After registering as a person you can convert your account to „**Premier**“ anytime

[Log In](#) | [Help](#) | [Security Center](#)



Create your PayPal account

[Secure](#)

Your country or region

Hungary

Your language

U.S. English

Already have a PayPal account? [Upgrade now.](#)

<h3>Personal</h3> <p>For individuals who shop online</p> <p>Get Started</p>	<h3>Premier</h3> <p>For individuals who buy and sell online</p> <p>Get Started</p>	<h3>Business</h3> <p>For merchants who use a company or group name</p> <p>Get Started</p>
--	---	--

Learn about [low PayPal fees.](#)

[Contact Us](#)

Copyright © 1999-2009 PayPal. All rights reserved.

4.1 If you registered as a **person**:

4.1/a On the next page fill in your personal data, then click on the „**Agree and Create Account**” button



Enter your information

Secure

Please fill in all fields.

Email address

You will use this to log in to PayPal

Choose a password

8 characters minimum

Re-enter password

First name

Last name

Address Line 1

Address Line 2 (optional)

City

State / Province / Region

Postal Code

Phone number [Why is this needed?](#)

By clicking the button below, I agree to the PayPal [User Agreement](#) and [Privacy Policy](#).

Agree and Create Account



4.1/b On the next page click on „Go to My Account”



How would you like to pay for your purchases?

[Secure](#)

You've created your new PayPal account, and you'll receive an email shortly to confirm your account information. Next, choose a payment method to use with your PayPal account.

Top up my PayPal account

- › Transfer money from your bank account to your PayPal account
- › Pay instantly using your PayPal account worldwide

[Learn How](#)

Pay with my credit card

- › Pay right away - get set up in seconds.
- › Pay without exposing your card number to merchants.
- › No need to retype your credit card information.

[Continue](#)

[Go to My Account](#)

[Contact Us](#)

Copyright © 1999-2009 PayPal. All rights reserved.

4.2 If you registered as a **company**:

4.2/a On the next page fill in your **company data**, then click on the „**Continue**” button



Choose Account Type → Enter Information → Confirm → Done

Account Sign Up Business Account

[Secure Transaction](#)

Business Name:

Category: -- Choose a category --

Address Line 1:

Address Line 2:
(optional)

City:

State / Province / Region:

Postal Code:

Country: Hungary

Customer Service Email :

Customer Service Phone: ext.

Business URL:
(optional)

Your Business Information

Please enter the information for your group, organization, government entity, non-profit, individual business, or partnership.

Please enter the full email address, for example, **name@domain.com**

This email address will be shared only with those who purchase from you. It will be provided to buyers during payment so that they can contact you if needed.

You will be asked to enter an email address for your PayPal profile on the next page. It can be the same or different from your Customer Service Email.

Please enter your Business URL, for example, **www.businessname.com**

First Name:

Last Name:

Country of Citizenship: Hungary

Work Telephone: ext.

Home Telephone:
(optional)

Mobile Telephone:
(optional)

Business Owner Contact Information

Please enter the contact information for the owner of this business. If you are the owner or contact person, enter your information.

Address Line 1:

Address Line 2:
(optional)

City:


State / Province / Region:

Postal Code:

Country: Hungary

Business Owner Address


Please enter the personal address for the owner of this business. If the owner's personal address and business address are the same, this section may be left blank.



4.2/b On the next page fill in the details according to the following:

Type in your **email address** and a **chosen password**. You will use these in the future to **log in** to PayPal:

Account Sign Up Business Account

[Secure Transaction](#) 

Email Address:
(e.g. name@domain.com)

Re-enter Email Address:

Password:

Retype Password:


Your Email Address and Password
You will use this information to log in to PayPal.

Please enter your full email address, for example, **name@domain.com**


Your password must be at least 8 characters long and is case-sensitive.

Try to make your password as unique as possible. We strongly encourage you to use a brand new password, NOT one used for other accounts.

Choose **two security questions** and type in the **answers**. You will only need them in case you **forget your password**:

Security question 1: 

Answer 1:

Security question 2: 

Answer 2:

Click on „Yes...”, type in the **security code**, then click on „Sign Up”

“we”), the data controller, must ask you to provide us

Do you agree to the User Agreement and Privacy Policy, and terms incorporated therein?

Yes I hereby

- Agree and consent to the terms of the User Agreement, its policies and the Privacy Policy.
- Expressly instruct PayPal to communicate specific information about me and my account to third parties per the Privacy Policy.
- Specifically and expressly consent to the use of website tracking methods, including cookies, and to the safe and secure transmission of my personal information outside the European Union (including to the USA) in accordance with the Privacy Policy.

No

Enter the code as shown below:

CZY7X

Security Measure

Type the characters you see into the blank field, without spaces.

This helps PayPal prevent automated registrations and increases the security of our network.

You may also [listen to a recording of the characters](#).

Sign Up

4.2/c On the next page click on „Cancel”



Choose Account Type → Enter Information → Confirm → Done

Add Credit or Debit Card

[Secure Transaction](#)

You may add a credit card or debit card to your PayPal account now, or at a later time.

Note to Sellers: If you plan to receive more than 21,000 HUF per month in your PayPal account, you must add a credit card or debit card and enroll in the Verification Program before you will be able to withdraw these funds.

First Name

Last Name

Card Type

Billing Address Use this address as billing address

Enter a new address as billing address

Add Card

Cancel

[Mass Pay](#) | [Referrals](#) | [About Us](#) | [Account Types](#) | [Fees](#) | [Privacy](#) | [Security Center](#) | [Contact Us](#) | [Legal Agreements](#) | [Gift Certificates](#)

Copyright © 1999-2009 PayPal. All rights reserved.

4.2/d If you completed all steps correctly you will see the following on the next page. Click on „Continue” to continue



Choose Account Type → Enter Information → Confirm → Done

Account Sign Up Business Account

Thanks, you're almost done!

To complete your registration, please confirm your email address.

How to Confirm Your Email Address



Step 1: Go to Your Email

We sent you an email to:
hubba.a.bubba.84@gmail.com



Step 2: Click On The Link

Click on the link in the email. You will be returned to PayPal. [Click here if a link does not appear in the email.](#)



Step 3: Enter Your Password

You will be asked to enter your password. You will need your password every time you use PayPal.

If you want to confirm your email address at a later time, click **Continue**.

Continue

5. Meanwhile sign in to your email address and **open the email** you received from Paypal. In the email click on the „**Activate**” button

Welcome [REDACTED]

Thanks for joining PayPal.

Activate your account. Once you do, you can choose your way to pay. **Link your credit card** to your PayPal account or **top it up from your bank account**. Next time you shop online, you will just need to enter your email address and PayPal password.

Activate

Here's what we have on file for you. Take a second to confirm we have your correct information.

EMAIL ADDRESS

[REDACTED]

CONFIRMATION CODE:

[REDACTED]

(Keep this code: you may be asked to enter it on PayPal to confirm your email address.)

ADDRESS

[REDACTED]

[Edit my information](#)

(For your security, you will be taken to the PayPal homepage and be asked to log in.)

6. On the next page type in your PayPal **password** and click on the „**Confirm**” button

[Log In](#) | [Help](#) | [Security Center](#)



Enter Password

1 | Choose Account Type 2 | Enter Information **3 | Confirm** 4 | Done

Please enter your PayPal password to confirm your email address.

Password: [Forgot your password?](#)



[About](#) | [Account Types](#) | [Fees](#) | [Privacy](#) | [Security Center](#) | [Contact Us](#) | [Legal Agreements](#) | [Jobs](#) | [Referrals](#) | [Mass Pay](#)

Copyright © 1999-2009 PayPal. All rights reserved.

7. On the next page click again on „**Go to My Account**” or return to the browser tab where you have the Paypal main page open

After correctly completing the previous steps **your Paypal account should be ready.**

Signing in to Paypal's personal area

Navigate in your browser to <http://www.paypal.com>, type in the email address and password you have used in the registration, then click on the „Log In” button

Sign Up | Log In | Help | Security Center

PayPal Hungary (U.S. English) ▾

Home Personal Business Products

Get Started Send Money Request Money Sell on eBay Developers

Account login

Email address

PayPal password

Go to
My account ▾

Log In

Forgot your [email address](#) or [password](#)?

New to PayPal? [Sign up](#).

Top questions

- [Why use PayPal when I have credit cards?](#)
- [What can I do with PayPal?](#)
- [Is PayPal free to use?](#)

The safer, easier way to pay without exposing your credit card or bank account number

What is PayPal?
How we keep you secure
How you checkout faster

Pay With:

Send money and shop online

- › [Shop securely without revealing](#) your credit card or bank account information
- › [Pay conveniently and quickly](#) when you shop online
- › [Send money](#) to friends and family

[Sign up](#)

Learn more about [paying with PayPal](#).

Sell online

- › [Accept credit cards and bank transfers](#) quickly and easily
- › [Increase your sales](#) by accepting [domestic and international payments](#)
- › [Help keep payments secure](#) with our fraud detection and prevention

[Sign up](#)

Learn more about [selling with PayPal](#).

Setting up your credit/debit card for using with Paypal

1. On Paypal's main page click on „Link and confirm my debit or credit card”



U.S. English ▾

My Account | Send Money | Request Money | Merchant Services | Auction Tools

Overview | Top Up | Withdraw | History | Resolution Center | Profile

Welcome, [REDACTED]

Account Type: Personal [Upgrade](#) | Status: Unverified [Get verified](#)

Last log in September 30, 2009 06:47 PDT

PayPal balance: **0 HUF** [View limits](#) | [Currency converter](#)

Available balance in HUF (primary): 0 HUF

Total balance (all currencies, available and pending) converted to HUF: 0 HUF [Hide](#)

Currency	Total
HUF (Primary)	0 HUF
USD	\$0.00 USD

Notifications

- [Link and confirm my debit or credit card](#)
- [Policy Updates](#)

My recent activity | [Payments received](#) | [Payments sent](#) [View all of my transactions](#)

My recent activity - Last 7 days (Sep. 23, 2009-Sep. 30, 2009)

[Archive](#) [What's this](#) [Payment status glossary](#)

<input type="checkbox"/>	Date	Type	Name/Email	Payment status	Details	Order status/Actions	Gross
--------------------------	------	------	------------	----------------	---------	----------------------	-------

-No New Items-

[Archive](#) [What's this](#)

2. On the next page type in your credit/debit card data, then click on the „**Save and Continue**” button

[Log Out](#) | [Help](#) | [Security Center](#)



[My Account](#) | [Send Money](#) | [Request Money](#) | [Merchant Services](#) | [Auction Tools](#)

Tasks

- [Link my card](#)
- [Confirm my card](#)

Link and confirm your debit or credit card

Complete the following steps to lift your Sending, Receiving and Withdrawal limits. [Learn more](#)

First name

Last name

Card type

Card number

Expiry date Security code [what's this?](#)

Billing address

[Change](#)

When you click **Save and Continue**, your debit or credit card will be charged 400 HUF. We will refund this amount to your PayPal account after your card has been confirmed.

3. If you completed the steps correctly you should see this page, which shows that adding the credit/debit card was **successful**

[Log Out](#) | [Help](#) | [Security Center](#)




[My Account](#) | [Send Money](#) | [Request Money](#) | [Merchant Services](#) | [Auction Tools](#)

Credit Cards

[Back to Profile Summary](#)

You have successfully added a credit card. Please note that this credit card is now your primary card. For more information on your primary card, please refer to your Profile.

Card Type	Last 4 digits on card	Expiration Date	Billing Address	Action
 Primary	████	████	████████████████████	Edit Remove

[Add a Card](#)

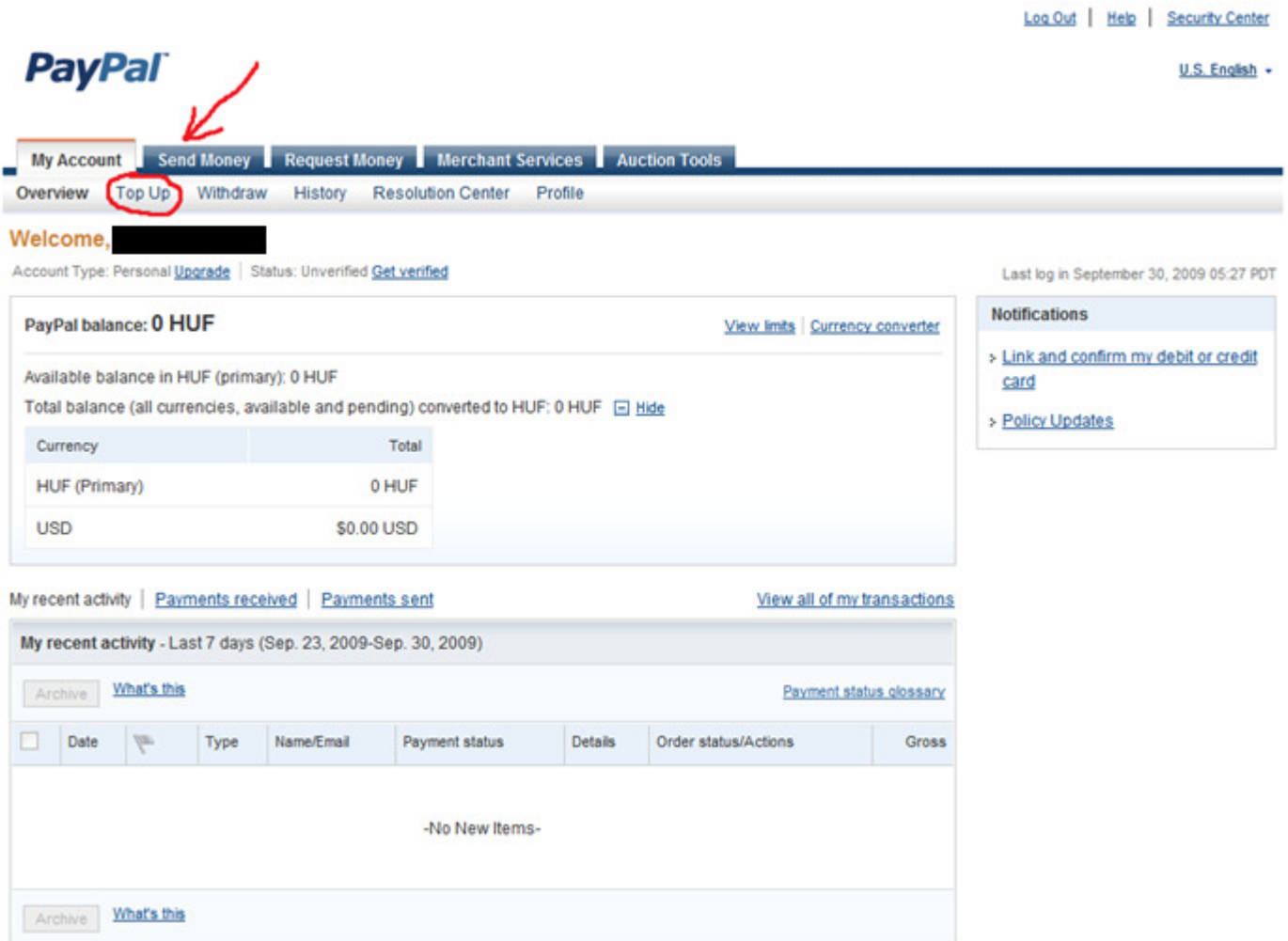
[Mass Pay](#) | [Referrals](#) | [About Us](#) | [Account Types](#) | [Fees](#) | [Privacy](#) | [Security Center](#) | [Contact Us](#) | [Legal Agreements](#) | [Gift Certificates](#)

Copyright © 1999-2009 PayPal. All rights reserved.

Top-Up Paypal via bank transfer

1. On Paypal's personal main page click on „Top Up”

[Log Out](#) | [Help](#) | [Security Center](#)
[U.S. English](#) ▾



PayPal

My Account | **Send Money** | Request Money | Merchant Services | Auction Tools

Overview | **Top Up** | Withdraw | History | Resolution Center | Profile

Welcome, [REDACTED]

Account Type: Personal [Upgrade](#) | Status: Unverified [Get verified](#)

Last log in September 30, 2009 05:27 PDT

PayPal balance: 0 HUF [View limits](#) | [Currency converter](#)

Available balance in HUF (primary): 0 HUF

Total balance (all currencies, available and pending) converted to HUF: 0 HUF [Hide](#)

Currency	Total
HUF (Primary)	0 HUF
USD	\$0.00 USD

Notifications

- > [Link and confirm my debit or credit card](#)
- > [Policy Updates](#)

My recent activity | [Payments received](#) | [Payments sent](#) [View all of my transactions](#)

My recent activity - Last 7 days (Sep. 23, 2009-Sep. 30, 2009)

[Archive](#) [What's this](#) [Payment status glossary](#)

<input type="checkbox"/>	Date	Type	Name/Email	Payment status	Details	Order status/Actions	Gross
-No New Items-							

[Archive](#) [What's this](#)

2. On the next page you will find the data necessary for the bank transfer. Write these down and use when initiating the bank transfer. Do not forget to put the code under „Your Transfer ID” in the „Notes” or „Memo” section of your bank transfer form

[Log Out](#) | [Help](#) | [Security Center](#)



My Account

Send Money

Request Money

Merchant Services

Auction Tools

Overview

Top Up

Withdraw

History

Resolution Center

Profile

Top up your PayPal account

[Secure](#)

Transfer money from your bank account to your PayPal account. Make sure that the name on your PayPal account matches the name on your bank account. It is also essential that you **copy the Transfer ID in the Notes or Memo section on your bank transfer form**, so that the money can be transferred successfully.

Your money will be in your PayPal account in 2-4 business days. We don't charge you any fees for this transfer.

Your transfer must be in Hungarian Forints. If you use a different currency, your bank will convert the amount to Hungarian Forints before transferring it to PayPal.

Send a domestic bank transfer to PayPal

Beneficiary Name

BofA re: PAYPAL PTE LTD

Bank

Unicredit Bank Hungary Zrt., Budapest

Bankszámlaszám

10918001-0000000115050684

Your Transfer ID [What's this?](#)

[Print transfer information](#)

[Mass Pay](#) | [Referrals](#) | [About Us](#) | [Account Types](#) | [Fees](#) | [Privacy](#) | [Security Center](#) | [Contact Us](#) | [Legal Agreements](#) | [Gift Certificates](#)

Copyright © 1999-2009 PayPal. All rights reserved.